

# FORM NO. MGT-7

[Pursuant to sub-Section(1) of section 92 of the Companies Act, 2013 and sub-rule (1) of rule 11of the Companies (Management and Administration) Rules, 2014]



# Annual Return (other than OPCs and Small Companies)

Form language  English  Hindi

Refer the instruction kit for filing the form.

## I. REGISTRATION AND OTHER DETAILS

(i) \* Corporate Identification Number (CIN) of the company

Global Location Number (GLN) of the company

\* Permanent Account Number (PAN) of the company

(ii) (a) Name of the company

(b) Registered office address

(c) \*e-mail ID of the company

(d) \*Telephone number with STD code

(e) Website

(iii) Date of Incorporation

(iv)

Type of the Company	Category of the Company	Sub-category of the Company
Public Company	Company limited by shares	Indian Non-Government company

(v) Whether company is having share capital  Yes  No

(vi) \*Whether shares listed on recognized Stock Exchange(s)  Yes  No

(a) Details of stock exchanges where shares are listed

S. No.	Stock Exchange Name	Code
1	BSE Limited	1
2	National Stock Exchange of India Limited	1,024

(b) CIN of the Registrar and Transfer Agent

U74900TN2015PTC101466

Pre-fill

Name of the Registrar and Transfer Agent

INTEGRATED REGISTRY MANAGEMENT SERVICES PRIVATE LIMITED

Registered office address of the Registrar and Transfer Agents

2nd Floor Kences Towers ,1 Ramakrishna Street  
North Usman Road T Nagar

(vii) \*Financial year From date 01/04/2022 (DD/MM/YYYY) To date 31/03/2023 (DD/MM/YYYY)

(viii) \*Whether Annual general meeting (AGM) held  Yes  No

(a) If yes, date of AGM

(b) Due date of AGM

(c) Whether any extension for AGM granted

Yes  No

## II. PRINCIPAL BUSINESS ACTIVITIES OF THE COMPANY

\*Number of business activities

1

S.No	Main Activity group code	Description of Main Activity group	Business Activity Code	Description of Business Activity	% of turnover of the company
1	K	Financial and insurance Service	K1	Banking activities by Central, Commercial and Saving banks	100

## III. PARTICULARS OF HOLDING, SUBSIDIARY AND ASSOCIATE COMPANIES (INCLUDING JOINT VENTURES)

\*No. of Companies for which information is to be given

4

Pre-fill All

S.No	Name of the company	CIN / FCRN	Holding/ Subsidiary/Associate/ Joint Venture	% of shares held
1	FEDBANK FINANCIAL SERVICES +	U65910MH1995PLC364635	Subsidiary	74
2	FEDERAL OPERATIONS AND SE +	U74999KL2018PLC055298	Subsidiary	100

3	AGEAS FEDERAL LIFE INSURAN +	U66010MH2007PLC167164	Associate	26
4	EQUIRUS CAPITAL PRIVATE LIM +	U65910MH2007PTC172599	Associate	19.79

#### IV. SHARE CAPITAL, DEBENTURES AND OTHER SECURITIES OF THE COMPANY

##### (i) \*SHARE CAPITAL

###### (a) Equity share capital

Particulars	Authorised capital	Issued capital	Subscribed capital	Paid up capital
Total number of equity shares	4,000,000,000	2,117,526,438	2,116,201,143	2,116,201,143
Total amount of equity shares (in Rupees)	8,000,000,000	4,235,052,876	4,232,402,286	4,232,401,786

Number of classes

1

Class of Shares	Authorised capital	Issued capital	Subscribed capital	Paid up capital
Equity Shares of Rs. 2/- each				
Number of equity shares	4,000,000,000	2,117,526,438	2,116,201,143	2,116,201,143
Nominal value per share (in rupees)	2	2	2	2
Total amount of equity shares (in rupees)	8,000,000,000	4,235,052,876	4,232,402,286	4,232,401,786

###### (b) Preference share capital

Particulars	Authorised capital	Issued capital	Subscribed capital	Paid-up capital
Total number of preference shares	0	0	0	0
Total amount of preference shares (in rupees)	0	0	0	0

Number of classes

0

Class of shares	Authorised capital	Issued capital	Subscribed capital	Paid up capital
Number of preference shares				
Nominal value per share (in rupees)				
Total amount of preference shares (in rupees)				

###### (c) Unclassified share capital

Particulars	Authorised Capital
Total amount of unclassified shares	0

###### (d) Break-up of paid-up share capital

Class of shares	Number of shares			Total nominal amount	Total Paid-up amount	Total premium
	Physical	DEMAT	Total			
<b>Equity shares</b>						
<b>At the beginning of the year</b>	18,609,156	2,083,937,221	2102546373	4,205,092,740	4,205,088,740	
<b>Increase during the year</b>	0	13,654,770	13654770	27,309,540	27,313,290	0
i. Public Issues	0	0	0	0	0	0
ii. Rights issue	0	0	0	0	0	0
iii. Bonus issue	0	0	0	0	0	0
iv. Private Placement/ Preferential allotment	0	0	0	0	0	0
v. ESOPs	0	13,637,270	13637270	27,274,540	27,274,540	
vi. Sweat equity shares allotted	0	0	0	0	0	0
vii. Conversion of Preference share	0	0	0	0	0	0
viii. Conversion of Debentures	0	0	0	0	0	0
ix. GDRs/ADRs	0	0	0	0	0	0
x. Others, specify	0	17,500	17500	35,000	38,750	
<b>Decrease during the year</b>	0	0	0	0	0	0
i. Buy-back of shares	0	0	0	0	0	0
ii. Shares forfeited	0	0	0	0	0	0
iii. Reduction of share capital	0	0	0	0	0	0
iv. Others, specify				0	0	
<b>At the end of the year</b>	18,609,156	2,097,591,921	2116201143	4,232,402,240	4,232,401,240	
<b>Preference shares</b>						
<b>At the beginning of the year</b>	0	0	0	0	0	
<b>Increase during the year</b>	0	0	0	0	0	0
i. Issues of shares	0	0	0	0	0	0
ii. Re-issue of forfeited shares	0	0	0	0	0	0

iii. Others, specify						
<b>Decrease during the year</b>	0	0	0	0	0	0
i. Redemption of shares	0	0	0	0	0	0
ii. Shares forfeited	0	0	0	0	0	0
iii. Reduction of share capital	0	0	0	0	0	0
iv. Others, specify						
<b>At the end of the year</b>	0	0	0	0	0	

ISIN of the equity shares of the company

INE171A01029

**(ii) Details of stock split/consolidation during the year (for each class of shares)**

0

Class of shares		(i)	(ii)	(iii)
Before split / Consolidation	Number of shares			
	Face value per share			
After split / Consolidation	Number of shares			
	Face value per share			

**(iii) Details of shares/Debentures Transfers since closure date of last financial year (or in the case of the first return at any time since the incorporation of the company) \***

Nil

[Details being provided in a CD/Digital Media]

Yes  No  Not Applicable

Separate sheet attached for details of transfers

Yes  No

Note: In case list of transfer exceeds 10, option for submission as a separate sheet attachment or submission in a CD/Digital Media may be shown.

Date of the previous annual general meeting	
---	--

Date of registration of transfer (Date Month Year) <input type="text"/>			
Type of transfer	<input type="text"/>	1 - Equity, 2- Preference Shares,3 - Debentures, 4 - Stock	
Number of Shares/ Debentures/ Units Transferred	<input type="text"/>	Amount per Share/ Debenture/Unit (in Rs.)	<input type="text"/>
Ledger Folio of Transferor <input type="text"/>			
Transferor's Name	<input type="text"/>	<input type="text"/>	<input type="text"/>
	Surname	middle name	first name
Ledger Folio of Transferee <input type="text"/>			
Transferee's Name	<input type="text"/>	<input type="text"/>	<input type="text"/>
	Surname	middle name	first name

Date of registration of transfer (Date Month Year) <input type="text"/>			
Type of transfer	<input type="text"/>	1 - Equity, 2- Preference Shares,3 - Debentures, 4 - Stock	
Number of Shares/ Debentures/ Units Transferred	<input type="text"/>	Amount per Share/ Debenture/Unit (in Rs.)	<input type="text"/>
Ledger Folio of Transferor <input type="text"/>			
Transferor's Name	<input type="text"/>	<input type="text"/>	<input type="text"/>
	Surname	middle name	first name
Ledger Folio of Transferee <input type="text"/>			
Transferee's Name	<input type="text"/>	<input type="text"/>	<input type="text"/>
	Surname	middle name	first name

**(iv) \*Debentures (Outstanding as at the end of financial year)**

Particulars	Number of units	Nominal value per unit	Total value
Non-convertible debentures	4,695	1000000,10000000	19,950,000,000
Partly convertible debentures	0	0	0
Fully convertible debentures	0	0	0
<b>Total</b>			19,950,000,000

**Details of debentures**

Class of debentures	Outstanding as at the beginning of the year	Increase during the year	Decrease during the year	Outstanding as at the end of the year
Non-convertible debentures	10,000,000,000	9,950,000,000	0	19,950,000,000
Partly convertible debentures	0	0	0	0
Fully convertible debentures	0	0	0	0

**(v) Securities (other than shares and debentures)**

0

Type of Securities	Number of Securities	Nominal Value of each Unit	Total Nominal Value	Paid up Value of each Unit	Total Paid up Value
<b>Total</b>					

**V. \*Turnover and net worth of the company (as defined in the Companies Act, 2013)****(i) Turnover**

191,336,344,411.42

**(ii) Net worth of the Company**

214,194,851,252.27

**VI. (a) \*SHARE HOLDING PATTERN - Promoters**

S. No.	Category	Equity		Preference	
		Number of shares	Percentage	Number of shares	Percentage
1.	Individual/Hindu Undivided Family				
	(i) Indian	0	0	0	
	(ii) Non-resident Indian (NRI)	0	0	0	
	(iii) Foreign national (other than NRI)	0	0	0	

2.	Government				
	(i) Central Government	0	0	0	
	(ii) State Government	0	0	0	
	(iii) Government companies	0	0	0	
3.	Insurance companies	0	0	0	
4.	Banks	0	0	0	
5.	Financial institutions	0	0	0	
6.	Foreign institutional investors	0	0	0	
7.	Mutual funds	0	0	0	
8.	Venture capital	0	0	0	
9.	Body corporate (not mentioned above)	0	0	0	
10.	Others	0	0	0	
	<b>Total</b>	0	0	0	0

**Total number of shareholders (promoters)**

0

**(b) \*SHARE HOLDING PATTERN - Public/Other than promoters**

S. No.	Category	Equity		Preference	
		Number of shares	Percentage	Number of shares	Percentage
1.	Individual/Hindu Undivided Family				
	(i) Indian	432,409,119	20.43	0	
	(ii) Non-resident Indian (NRI)	99,073,477	4.68	0	
	(iii) Foreign national (other than NRI)	0	0	0	
2.	Government				
	(i) Central Government	0	0	0	
	(ii) State Government	0	0	0	
	(iii) Government companies	7,410	0	0	
3.	Insurance companies	166,493,274	7.87	0	



4.	Banks	3,459,946	0.16	0	
5.	Financial institutions	0	0	0	
6.	Foreign institutional investors	563,213,243	26.61	0	
7.	Mutual funds	710,747,287	33.59	0	
8.	Venture capital	0	0	0	
9.	Body corporate (not mentioned above)	33,047,969	1.56	0	
10.	Others AIF, PF, ARC, NBFC, IEPF, CU +	107,749,418	5.09	0	
	<b>Total</b>	2,116,201,143	99.99	0	0

**Total number of shareholders (other than promoters)**

736,674

**Total number of shareholders (Promoters+Public/  
Other than promoters)**

736,674

**(c) \*Details of Foreign institutional investors' (FIIs) holding shares of the company**

1

Name of the FII	Address	Date of Incorporation	Country of Incorporation	Number of shares held	% of shares held
Various as per list attached +	Various as per list attached				

**VII. \*NUMBER OF PROMOTERS, MEMBERS, DEBENTURE HOLDERS  
(Details, Promoters, Members (other than promoters), Debenture holders)**

Details	At the beginning of the year	At the end of the year
Promoters	0	0
Members (other than promoters)	723,623	736,674
Debenture holders	65	71

**VIII. DETAILS OF DIRECTORS AND KEY MANAGERIAL PERSONNEL**









**(A) \*Composition of Board of Directors**

Category	Number of directors at the beginning of the year		Number of directors at the end of the year		Percentage of shares held by directors as at the end of year	
	Executive	Non-executive	Executive	Non-executive	Executive	Non-executive
<b>A. Promoter</b>	0	0	0	0	0	0
<b>B. Non-Promoter</b>	3	8	3	8	0	0

(i) Non-Independent	3	0	3	0	0	0
(ii) Independent	0	8	0	8	0	0
<b>C. Nominee Directors representing</b>	0	0	0	0	0	0
(i) Banks & FIs	0	0	0	0	0	0
(ii) Investing institutions	0	0	0	0	0	0
(iii) Government	0	0	0	0	0	0
(iv) Small share holders	0	0	0	0	0	0
(v) Others	0	0	0	0	0	0
Total	3	8	3	8	0	0

Number of Directors and Key managerial personnel (who is not director) as on the financial year end date 13

**(B) (i) \*Details of directors and Key managerial personnel as on the closure of financial year**

Name	DIN/PAN	Designation	Number of equity share(s) held	Date of cessation (after closure of financial year : If any)
BALAGOPAL CHANDR 	00430938	Director	0	28/06/2023
MANOJ FADNIS	01087055	Director	0	
ABHAYA PRASAD HO 	02593219	Director	0	
RAMANAND MUNDKUI 	03498212	Director	0	
SUDARSHAN SEN	03570051	Director	0	
SIDDHARTHA SENGU 	08467648	Director	0	
VARSHA VASANT PUF 	05288076	Director	0	
SANKARSHAN BASU	06466594	Director	0	
SHYAM SRINIVASAN	02274773	Managing Director	798,595	
ASHUTOSH KHAJURIA 	05154975	Director	527,000	30/04/2023
SHALINI WARRIER	08257526	Whole-time director	260,000	
SAMIR PRAVINCHAND 	AAXPR2515A	Company Secretar	0	
VENKATESWARAN VE 	ABUPV3126H	CFO	0	

(ii) Particulars of change in director(s) and Key managerial personnel during the year 2

Name	DIN/PAN	Designation at the beginning / during the financial year	Date of appointment/ change in designation/ cessation	Nature of change (Appointment/ Change in designation/ Cessation)
RAMANAND MUNDKUI	03498212	Director	27/07/2022	Change in designation
SANKARSHAN BASU	06466594	Director	27/07/2022	Change in designation

## IX. MEETINGS OF MEMBERS/CLASS OF MEMBERS/BOARD/COMMITTEES OF THE BOARD OF DIRECTORS

### A. MEMBERS/CLASS /REQUISITIONED/NCLT/COURT CONVENED MEETINGS

Number of meetings held

1

Type of meeting	Date of meeting	Total Number of Members entitled to attend meeting	Attendance	
			Number of members attended	% of total shareholding
Annual General Meeting	27/07/2022	740,768	92	0.74

### B. BOARD MEETINGS

\*Number of meetings held

17

S. No.	Date of meeting	Total Number of directors associated as on the date of meeting	Attendance	
			Number of directors attended	% of attendance
1	06/05/2022	11	11	100
2	27/06/2022	11	10	90.91
3	30/06/2022	11	10	90.91
4	05/07/2022	11	10	90.91
5	15/07/2022	11	11	100
6	06/09/2022	11	11	100
7	22/09/2022	11	11	100
8	27/09/2022	11	11	100
9	10/10/2022	11	11	100
10	14/10/2022	11	11	100
11	24/11/2022	11	11	100

S. No.	Date of meeting	Total Number of directors associated as on the date of meeting	Attendance	
			Number of directors attended	% of attendance
12	16/12/2022	11	11	100

### C. COMMITTEE MEETINGS

Number of meetings held

74

S. No.	Type of meeting	Date of meeting	Total Number of Members as on the date of the meeting	Attendance	
				Number of members attended	% of attendance
1	Audit Committee	19/04/2022	4	4	100
2	Audit Committee	29/04/2022	4	4	100
3	Audit Committee	06/05/2022	4	4	100
4	Audit Committee	23/05/2022	4	4	100
5	Audit Committee	01/07/2022	4	3	75
6	Audit Committee	15/07/2022	4	4	100
7	Audit Committee	24/08/2022	4	4	100
8	Audit Committee	30/08/2022	4	4	100
9	Audit Committee	16/09/2022	4	4	100
10	Audit Committee	06/10/2022	4	4	100

### D. \*ATTENDANCE OF DIRECTORS

S. No.	Name of the director	Board Meetings			Committee Meetings			Whether attended AGM held on
		Number of Meetings which director was entitled to attend	Number of Meetings attended	% of attendance	Number of Meetings which director was entitled to attend	Number of Meetings attended	% of attendance	
1	BALAGOPAL	17	16	94.12	6	6	100	
2	MANOJ FADN	17	17	100	30	30	100	
3	ABHAYA PRA	17	15	88.24	29	28	96.55	
4	RAMANAND M	17	17	100	54	54	100	
5	SUDARSHAN	17	16	94.12	29	28	96.55	

6	SIDDHARTHA	17	17	100	36	36	100	
7	VARSHA VAS	17	15	88.24	33	32	96.97	
8	SANKARSHA	17	17	100	37	37	100	
9	SHYAM SRIN	17	17	100	50	49	98	
10	ASHUTOSH K	17	15	88.24	32	30	93.75	
11	SHALINI WAR	17	16	94.12	10	10	100	

**X. \*REMUNERATION OF DIRECTORS AND KEY MANAGERIAL PERSONNEL**

Nil

Number of Managing Director, Whole-time Directors and/or Manager whose remuneration details to be entered

3

S. No.	Name	Designation	Gross Salary	Commission	Stock Option/ Sweat equity	Others	Total Amount
1	SHYAM SRINIVAS/	MD & CEO	26,972,104	0	0	2,675,000	29,647,104
2	ASHUTOSH KHAJU	Whole-time direc	10,095,504	0	2,847,618	2,600,000	15,543,122
3	SHALINI WARRIER	Whole-time direc	10,043,410	0	2,077,822	3,183,100	15,304,332
	Total		47,111,018	0	4,925,440	8,458,100	60,494,558

Number of CEO, CFO and Company secretary whose remuneration details to be entered

2

S. No.	Name	Designation	Gross Salary	Commission	Stock Option/ Sweat equity	Others	Total Amount
1	SAMIR PRAVINCH	Company Secre	4,821,183	0	0	788,149	5,609,332
2	VENKATESWARAN	CFO	9,196,153	0	0	1,600,000	10,796,153
	Total		14,017,336	0	0	2,388,149	16,405,485

Number of other directors whose remuneration details to be entered

8

S. No.	Name	Designation	Gross Salary	Commission	Stock Option/ Sweat equity	Others	Total Amount
1	BALAGOPAL CHAN	Independent Dir	0	644,000	0	4,025,000	4,669,000
2	ABHAYA PRASAD	Independent Dir	0	1,000,000	0	2,795,000	3,795,000
3	SIDDHARTHA SEN	Independent Dir	0	1,000,000	0	3,490,000	4,490,000
4	MANOJ FADNIS	Independent Dir	0	1,000,000	0	3,010,000	4,010,000
5	SUDARSHAN SEN	Independent Dir	0	1,000,000	0	3,050,000	4,050,000

S. No.	Name	Designation	Gross Salary	Commission	Stock Option/ Sweat equity	Others	Total Amount
6	VARSHA VASANT	Independent Dir	0	1,000,000	0	3,120,000	4,120,000
7	SANKARSHAN BAS	Independent Dir	0	499,000	0	3,490,000	3,989,000
8	RAMANAND MUND	Independent Dir	0	499,000	0	4,480,000	4,979,000
	Total		0	6,642,000	0	27,460,000	34,102,000

#### XI. MATTERS RELATED TO CERTIFICATION OF COMPLIANCES AND DISCLOSURES

\* A. Whether the company has made compliances and disclosures in respect of applicable provisions of the Companies Act, 2013 during the year  Yes  No

B. If No, give reasons/observations

#### XII. PENALTY AND PUNISHMENT - DETAILS THEREOF

(A) DETAILS OF PENALTIES / PUNISHMENT IMPOSED ON COMPANY/DIRECTORS /OFFICERS  Nil

Name of the company/ directors/ officers	Name of the court/ concerned Authority	Date of Order	Name of the Act and section under which penalised / punished	Details of penalty/ punishment	Details of appeal (if any) including present status

(B) DETAILS OF COMPOUNDING OF OFFENCES  Nil

Name of the company/ directors/ officers	Name of the court/ concerned Authority	Date of Order	Name of the Act and section under which offence committed	Particulars of offence	Amount of compounding (in Rupees)

#### XIII. Whether complete list of shareholders, debenture holders has been enclosed as an attachment

Yes  No

#### XIV. COMPLIANCE OF SUB-SECTION (2) OF SECTION 92, IN CASE OF LISTED COMPANIES

In case of a listed company or a company having paid up share capital of Ten Crore rupees or more or turnover of Fifty Crore rupees or more, details of company secretary in whole time practice certifying the annual return in Form MGT-8.

Name

CS PUZHANKARA SIVAKUMAR

Whether associate or fellow

Associate  Fellow

Certificate of practice number

2210

**I/We certify that:**

- (a) The return states the facts, as they stood on the date of the closure of the financial year aforesaid correctly and adequately.
- (b) Unless otherwise expressly stated to the contrary elsewhere in this Return, the Company has complied with all the provisions of the Act during the financial year.

**Declaration**

I am Authorised by the Board of Directors of the company vide resolution no. ..  dated

(DD/MM/YYYY) to sign this form and declare that all the requirements of the Companies Act, 2013 and the rules made thereunder in respect of the subject matter of this form and matters incidental thereto have been complied with. I further declare that:

1. Whatever is stated in this form and in the attachments thereto is true, correct and complete and no information material to the subject matter of this form has been suppressed or concealed and is as per the original records maintained by the company.
2. All the required attachments have been completely and legibly attached to this form.

**Note: Attention is also drawn to the provisions of Section 447, section 448 and 449 of the Companies Act, 2013 which provide for punishment for fraud, punishment for false statement and punishment for false evidence respectively.**

**To be digitally signed by**

Director

DIN of the director

02274773

**To be digitally signed by**

Company Secretary

Company secretary in practice

Membership number

17849

Certificate of practice number

**Attachments**

- 1. List of share holders, debenture holders
- 2. Approval letter for extension of AGM;
- 3. Copy of MGT-8;
- 4. Optional Attachment(s), if any

<b>Attach</b>
<b>Attach</b>
<b>Attach</b>
<b>Attach</b>

**List of attachments**

Federal Bank_MGT 8.pdf
------------------------

<b>Remove attachment</b>
--------------------------

---

Modify
--------

Check Form
------------

Prescrutiny
-------------

Submit
--------

---

**This eForm has been taken on file maintained by the Registrar of Companies through electronic mode and on the basis of statement of correctness given by the company**



**SI No. IX, B. BOARD MEETINGS, Page No. 12**

**(Continued from Page no 12 )**

Sl. No.	Date of Meeting	Total Number of Directors associated as on the date of meeting	Attendance	
			Number of directors attended	% of attendance
13	22.12.2022	11	10	90.90
14	16.01.2023	11	11	100
15	01.03.2023	11	8	72.73
16	04.03.2023	11	9	81.82
17	18.03.2023	11	11	100

**SI No. IX, C. COMMITTEE MEETINGS, Page No. 12**

**(Continued from Page no 12)**

Sl. No.	Type of Meeting	Date of Meeting	Total Number of Directors associated as on the date of meeting	Attendance	
				Number of directors attended	% of attendance
11.	Audit Committee	14.10.2022	4	4	100
12.	Audit Committee	12.11.2022	4	4	100
13.	Audit Committee	13.12.2022	4	4	100
14.	Audit Committee	23.12.2022	4	4	100
15.	Audit Committee	16.01.2023	4	4	100
16.	Audit Committee	15.02.2023	4	4	100
17.	Audit Committee	24.02.2023	4	4	100
18.	Audit Committee	01.03.2023	4	4	100
19.	Audit Committee	06.03.2023	4	4	100
20.	Audit Committee	22.03.2023	4	4	100
21.	Audit Committee	30.03.2023	4	4	100
22.	Credit, Investment & Raising Capital Committee	21.04.2022	6	6	100
23.	Credit, Investment & Raising Capital Committee	19.05.2022	6	6	100
24.	Credit, Investment & Raising Capital Committee	08.06.2022	6	6	100
25.	Credit, Investment & Raising Capital Committee	23.06.2022	6	6	100
26.	Credit, Investment & Raising Capital Committee	25.06.2022	6	6	100

27.	Credit, Investment & Raising Capital Committee	02.07.2022	6	6	100
28.	Credit, Investment & Raising Capital Committee	16.07.2022	6	6	100
29.	Credit, Investment & Raising Capital Committee	01.08.2022	6	6	100
30.	Credit, Investment & Raising Capital Committee	23.08.2022	6	6	100
31.	Credit, Investment & Raising Capital Committee	17.09.2022	6	6	100
32.	Credit, Investment & Raising Capital Committee	21.09.2022	6	6	100
33.	Credit, Investment & Raising Capital Committee	24.09.2022	6	6	100
34.	Credit, Investment & Raising Capital Committee	27.10.2022	6	6	100
35.	Credit, Investment & Raising Capital Committee	31.10.2022	6	6	100
36.	Credit, Investment & Raising Capital Committee	21.11.2022	6	5	83.33
37.	Credit, Investment & Raising Capital Committee	13.12.2022	6	6	100
38.	Credit, Investment & Raising Capital Committee	26.12.2022	6	5	83.33
39.	Credit, Investment & Raising Capital Committee	27.01.2023	6	5	83.33
40.	Credit, Investment & Raising Capital Committee	14.02.2023	6	6	100
41.	Credit, Investment & Raising Capital Committee	20.07.2023	6	6	100
42.	Credit, Investment & Raising Capital Committee	04.03.2023	6	5	83.33
43.	Credit, Investment & Raising Capital Committee	17.03.2023	6	6	100

44.	Credit, Investment & Raising Capital Committee	18.03.2023	6	6	100
45.	Credit, Investment & Raising Capital Committee	25.03.2023	6	6	100
46.	Credit, Investment & Raising Capital Committee	29.03.2023	6	6	100
47.	Corporate Social Responsibility Committee	24.06.2022	5	5	100
48.	Corporate Social Responsibility Committee	16.02.2023	5	5	100
49.	Nomination, Remuneration, Ethics & Compensation Committee	18.06.2022	3	3	100
50.	Nomination, Remuneration, Ethics & Compensation Committee	19.09.2022	3	3	100
51.	Nomination, Remuneration, Ethics & Compensation Committee	17.02.2023	4	4	100
52.	Special Committee of the Board for monitoring and follow up of cases of Fraud	13.06.2022	5	5	100
53.	Special Committee of the Board for monitoring and follow up of cases of Fraud	17.09.2022	5	5	100
54.	Special Committee of the Board for monitoring and follow up of cases of Fraud	19.12.2022	5	5	100
55.	Special Committee of the Board for monitoring and follow up of cases of Fraud	21.03.2023	5	5	100

56.	Customer Service, Marketing Strategy and Digital Banking Committee	13.06.2022	4	4	100
57.	Customer Service, Marketing Strategy and Digital Banking Committee	26.09.2022	4	4	100
58.	Customer Service, Marketing Strategy and Digital Banking Committee	19.12.2022	4	4	100
59.	Customer Service, Marketing Strategy and Digital Banking Committee	23.03.2023	4	4	100
60.	Information Technology & Operations Committee	08.06.2022	4	4	100
61.	Information Technology & Operations Committee	28.09.2022	4	4	100
62.	Information Technology & Operations Committee	17.12.2022	4	4	100
63.	Information Technology & Operations Committee	23.03.2023	4	4	100
64.	Stakeholders Relationship Committee	08.06.2022	4	4	100
65.	Review Committee of the Board on Non-Cooperative Borrowers and Identification of Wilful Defaulters	02.05.2022	3	2	66.67
66.	Review Committee of the Board on Non-Cooperative Borrowers and Identification of Wilful Defaulters	20.12.2022	3	3	100
67.	Risk Management Committee	28.06.2022	4	4	100
68.	Risk Management Committee	22.09.2022	4	4	100

69.	Risk Management Committee	12.12.2022	4	4	100
70.	Risk Management Committee	01.02.2023	4	4	100
71.	Risk Management Committee	02.03.2023	4	4	100
72.	Risk Management Committee	14.03.2023	4	4	100
73.	Committee for Human Resource Policy	20.09.2022	3	3	100
74.	Committee for Human Resource Policy	01.02.2023	3	3	100

For The Federal Bank Limited

Samir P Rajdev

Company Secretary

*Partners:*

**CS Puzhankara Sivakumar.** M.com, FCMA, FCS

**CS Syam Kumar R.** BSc, FCS, LLB, IP

**CS Madhusudhanan E.P.** M.com, FCS, FCMA, IP, RV

**CS Anju Panicker.** BA, LLB (Hons.), ACS

**CS Megha Gupta.** B Com, FCS

**CS Jinu Mathen.** B Com, MBA, FCS

**CS Revathi K S.** BSc, ACS

**Form No. MGT-8**

[Pursuant to section 92(2) of the Companies Act, 2013 and rule 11(2) of Companies  
(Management and Administration) Rules, 2014]

**CERTIFICATE BY A COMPANY SECRETARY IN PRACTICE**

We have examined the registers, records and books and papers of M/s. **The Federal Bank Ltd** (CIN: L65191KL1931PLC000368) as required to be maintained under the Companies Act, 2013 (the Act) and the rules made thereunder for the financial year ended on 31<sup>st</sup> March 2023. In our opinion and to the best of our information and according to the examinations carried out by us and explanations furnished to us by the company, its officers and agents, we certify that:

- A. The Annual Return states the facts pertaining to the Companies Act, 2013 as at the close of the aforesaid financial year correctly and adequately.
- B. During the aforesaid financial year, the Company has complied with provisions of the Act & Rules made there under in respect of:

1. Its status under the Act;
2. Maintenance of registers/records & making entries therein within the time prescribed therefor;
3. Filing of forms and returns as stated in the annual return, with the Registrar of Companies, Regional Director, Central Government, the Tribunal, Court or other authorities within/beyond the prescribed time;

No forms and returns were required to be filed with Regional Director, Central Government, the Tribunal, Court or other authorities.

4. Calling/ convening/ holding meetings of Board of Directors or its committees, if any, and the meetings of the members of the company on due dates as stated in the annual return in respect of which meetings, proper notices were given and the proceedings including the circular resolutions and resolutions passed by postal ballot, if any, have been properly recorded in the Minute Book/registers maintained for the purpose and the same have been signed;

There was 1 postal Ballot during the period under review. The notice of this postal ballot, dated March 04, 2023, was circulated on March 07, 2023. Remote e-voting began on March 08, 2023 and concluded on April 06, 2023. On the final day of remote e-voting, i.e. April 06, 2023 the resolutions were passed with the necessary majority, and the outcomes were declared on April 07, 2023.

5. Closure of Register of Members / Security holders, as the case may be;

The Company had closed its Register of Members from Thursday, July 21<sup>st</sup>, 2022 to Wednesday, July 27<sup>th</sup>, 2022 (both days inclusive) for the purpose of AGM.

6. Advances/loans to its directors and/or persons or firms or companies referred in section 185 of the Act;

The company has not advanced any advances/loans to its directors and/or persons or firms or companies referred in section 185 of the Act.

7. Contracts/arrangements with related parties as specified in section 188 of the Act;

All the related party transactions entered into by the Bank were in the ordinary course of business and were on an arm's length basis and provisions of subsection (1) of Section 188 of Companies Act, 2013 is not applicable to the Bank. Since all related party transactions entered into by the Bank were in the ordinary course of business and were on an arm's length basis, disclosures as per Form AOC-2 is not applicable to the Bank. There were also no material contracts or arrangement or transactions with related parties during the period.

8. Issue or allotment or transfer or transmission or buy back of securities/ redemption of preference shares or debentures/ alteration or reduction of share capital/ conversion of shares/ securities and issue of security certificates in all instances;

The Authorized Share Capital is Rs. 800,00,00,000 (Rupees Eight Hundred Crore only) comprising 400,00,00,000 equity shares of face value of Rs. 2/- each. During the year, the Bank has allotted 1,36,37,270 equity shares of Rs. 2/- each consequent to exercise of Employee Stock Option Scheme and 17500 equity shares of Rs. 2/- each consequent to release of bonus shares, right shares and dividend under abeyance due to Court injunction and other reasons.

9. Keeping in abeyance the rights to dividend, rights shares and bonus shares pending registration of transfer of shares in compliance with the provisions of the Act;

The Bank has kept 1325295 rights shares (consists of 6,530 shares during Rights Issue 1993, 2,62,100 shares during Right Issue 1997 and 10,56,665 during Right Issue 2007) of Rs. 2 each and 9,93,675 of bonus shares (consists of 3,96,670 shares during Bonus Issue 2004 and 5,97,005 shares during Bonus Issue 2015) of Rs. 2/- each under abeyance due to Court injunction. The above-mentioned rights shares have not been allotted and hence no dividend is due. The rights to dividend pertaining to the above-mentioned bonus shares and original holding are under abeyance due to Court injunction and other reasons.

10. Declaration/ payment of dividend; transfer of unpaid/ unclaimed dividend/other amounts as applicable to the Investor Education and Protection Fund in accordance with section 125 of the Act;

The Bank had declared a dividend of 90% i.e., Rs. 1.80 per equity share on the face value of Rs. 2/-each for the financial year ended 31<sup>st</sup> March, 2022.

In accordance with Section 125 of the Act, an amount of Rs. 1,11,64,280.60/- were transferred to Demat Account of IEPF Authority on 20.08.2022 for the year 2014-15 and the unclaimed/unpaid dividend which remained unpaid and unclaimed for a period of 7 years is Rs. 5,42,85,725.10/- as on 31/03/2022.

11. Signing of audited financial statement as per the provisions of section 134 of the Act and report of directors is as per sub - sections (3), (4) and (5) thereof;
12. Constitution/ appointment/ re-appointments/ retirement/ filling up casual vacancies/ disclosures of the Directors, Key Managerial Personnel and the remuneration paid to them;

The Board of Directors of the Bank is duly constituted. The appointment and re-appointment of Director, liable to retire by rotation were made in compliance with the provisions of the Act.

Mr. Ramanand Mundkur (DIN: 03498212) and Mr. Sankarshan Basu (DIN: 06466594) were regularized and appointed as the Director of the Bank with effect from July 27, 2022.

13. Appointment/ reappointment/ filling up casual vacancies of auditors as per the provisions of section 139 of the Act;

There were no such instances during the period under review.

14. Approvals required to be taken from the Central Government, Tribunal, Regional Director, Registrar, Court or such other authorities under the various provisions of the Act;

The Company was not required to obtain approvals from the Central Government, Tribunal, Regional Director, Registrar, Court or such other authorities under the various provisions of the Act.

15. Acceptance/ renewal/ repayment of deposits;

The Company being a Banking Company, the acceptance / renewal/ repayment of deposits under Chapter V- Acceptance of Deposits by Companies, and rules made thereunder, is not applicable.

16. Borrowings from its directors, members, public financial institutions, banks and others and creation/ modification/ satisfaction of charges in that respect, wherever applicable;



There were no borrowings from Directors or Members. There was no creation/ modification/ satisfaction of charges from public financial institutions and banks during the year.

17. Loans and investments or guarantees given or providing of securities to other bodies corporate or persons falling under the provisions of section 186 of the Act ;

Being a banking company, the provisions of Section 186 are not applicable in respect of loan made, guarantee given or security provided or any investment made, in the ordinary course of its business.

18. Alteration of the provisions of the Memorandum and/ or Articles of Association of the Company;

During the period under review, the Company has altered the provisions of the Memorandum of Association of the Company and has not altered the provisions of the Articles of Association of the Company.

This Certificate is to be read with our annexure of even date which is annexed as **Annexure I** and Forms an integral part of this Certificate.

**For SEP & Associates**

Company Secretaries

(Peer Review Certificate no. 3693/2023)

Sd/-

**CS Puzhankara Sivakumar**

Managing Partner

FCS: F3050 COP: 2210

Date: 25/07/2023

Place: Kochi

## **Annexure I**

### **ANNEXURE TO MGT-8 OF EVEN DATE**

Our Certificate of MGT-8 as per Section 92(2) of the Companies Act, 2013 read with Rule 11(2) of Companies (Management and Administration) Rules, 2014 of even date is to be read along with this Annexure.

1. Maintenance of the registers and records is the responsibility of the management of the Company. Our responsibility is to verify and to express an opinion on these records and its contents.
2. We have followed the practices and process as were appropriate, to obtain reasonable assurance about the correctness of the contents of the MGT-8 Certificate. We believe that the process and practices we followed provide a reasonable basis for our certification.
3. The correctness and appropriateness of financial records and Books of Accounts of the Company have not been verified.
4. We have obtained representation from the Management of the Company about the compliance of laws, rules and regulations and happening of events etc., wherever required.
5. While forming an opinion on compliance and issuing the Certificate, we have also taken into consideration the compliance related actions taken by the Company after 31<sup>st</sup> March 2023 but before issue of the Certificate.
6. We have considered actions carried out by the Company based on independent legal/professional opinion as being in compliance with law, whenever there was scope for multiple interpretations, especially since the financial year in which the Companies Act, 2013 has become operational.

**For SEP & Associates**

Company Secretaries

(Peer Review Certificate no. 3693/2023)

Sd/-

**CS Puzhankara Sivakumar**

Managing Partner

FCS: F3050 COP: 2210

Date: 25/07/2023

Place: Kochi

**List of Bond Holders as on 31.03.2023**

<b>SL.NO.</b>	<b>NAME</b>	<b>No. of Securities</b>	<b>Face Value</b>
1	STAR HEALTH AND ALLIED INSURANCE CO. LTD.	800	1000000.00
2	CANARA BANK	500	1000000.00
3	ADITYA BIRLA SUN LIFE INSURANCE COMPANY LIMITED	250	1000000.00
4	THE SARASWAT CO-OPERATIVE BANK LIMITED	150	1000000.00
5	The Provident Fund Trust For The Employees Of Indian Oil Corporation Ltd (MD)	100	1000000.00
6	GUJARAT STATE FERTILIZERS AND CHEMICALS LTD EMPLOYEES PROVIDENT FUND TRUST	96	1000000.00
7	ICB LTD EMPLOYEES PROVIDENT FUND	75	1000000.00
8	TAMILNADU CIVIL SUPPLIES CORPRN.LTD ECPF TRUST	55	1000000.00
9	DHANLAXMI BANK LTD STAFF PROVIDENT FUND TRUST	51	1000000.00
10	ALEMBIC PHARMACEUTICALS LIMITED PROVIDENT FUND	50	1000000.00
11	THE FEDERAL BANK EMPLOYEES' PROVIDENT FUND	50	1000000.00
12	KONKAN RAILWAY CORPORATION LTD EMPLOYEES PROVIDENT FUND	50	1000000.00
13	THE LAKSHMI VILAS BANK LIMITED EMPLOYEES PROVIDENT FUND	40	1000000.00
14	THE LAKSHMI VILAS BANK LIMITED EMPLOYEES GRATUITY FUND	40	1000000.00
15	THE LAKSHMI VILAS BANK LIMITED (EMPLOYEES) PENSION FUND	30	1000000.00
16	DHANLAXMI BANK LIMITED	25	1000000.00
17	THE NEW URBAN CO OPERATIVE BANK LIMITED	23	1000000.00
18	INDIAN REGISTER OF SHIPPING STAFF PROVIDENT FUND	23	1000000.00
19	CESCO EMPLOYEES PENSION TRUST	20	1000000.00
20	OPGC LTD EPF TRUST	20	1000000.00
21	DLF CONTRIBUTORY PROVIDENT FUND	20	1000000.00
22	INDUSIND BANK LTD CONSUMER FINANCE DIVISION EMPLOYEES PROVIDENT FUND	18	1000000.00
23	TRUSTEES ABT LIMITED EMPLOYEES PROVIDENT FUND	15	1000000.00
24	A P S F C EMPLOYEES PROVIDENT FUND	15	1000000.00
25	WHEELS INDIA LIMITED STAFF PROVIDENT FUND	13	1000000.00
26	BHAKRA BEAS MANAGEMENT BOARD EMPLOYEES CONTRIBUTORY AND GENERAL PROVIDENT FUND TRUST	10	1000000.00
27	UNION BANK OF INDIA	10	1000000.00
28	SREE CHARAN SOUHARDHA CO OPERATIVE BANK LTD	10	1000000.00
29	GUJARAT INDUSTRIES POWER CO. LTD. PROVIDENT FUND TRUST	10	1000000.00
30	THE NAV JEEVAN CO-OPERATIVE BANK LTD	10	1000000.00

31	BIRLA EDUCATION TRUST EMPLOYEES PROVIDENT FUND	8	1000000.00
32	ST. STEPHEN'S HOSPITAL EMPLOYEES PROVIDENT FUND TRUST	7	1000000.00
33	GSFC LTD - FIBRE UNIT EMPLOYEES P F TRUST	6	1000000.00
34	GMDC LTD., EMPLOYEES P. F. TRUST	6	1000000.00
35	ITW INDIA EMPLOYEES PROVIDENT FUND	5	1000000.00
36	WIZ FIN PRIVATE LIMITED	5	1000000.00
37	REAL GROWTH SECURITIES PRIVATE LIMITED	4	1000000.00
38	GUJARAT GUARDIAN LIMITED EMPLOYEES PROVIDENT FUND	3	1000000.00
39	ASSOCIATION OF INDIAN UNIVERSITIES PROVIDENT FUND TRUST	3	1000000.00
40	J K COMPANIES OFFICERS PROVIDENT FUND TRUST	3	1000000.00
41	NIKHILESH CHANDRA ROY	2	1000000.00
42	BADRA COFFEE ESTATES LTD EMPLOYEES PROVIDENT FUND	2	1000000.00
43	ASSAM PETROCHEMICALS LIMITED PROVIDENT FUND	2	1000000.00
44	THE MATHRUBHUMI EMPLOYEES PROVIDENT FUND	2	1000000.00
45	SUMERMAL SANKLECHA	1	1000000.00
46	IPICOL EMPLOYEES PROVIDENT FUND TRUST	1	1000000.00
47	MANISH HIRALAL TALSANIA	1	1000000.00
48	THE FORT WILLIAM COMPANY LIMITED MILL WORKERS' PROVIDENT FUND	1	1000000.00
49	NANDINI BAIJAL	1	1000000.00
50	SUMERMAL SANKLECHA	1	1000000.00
51	PETER S VAZ	1	1000000.00
52	LIFE INSURANCE CORPORATION OF INDIA	500	10000000.00
53	STAR HEALTH AND ALLIED INSURANCE CO. LTD.	75	10000000.00
54	NIPPON LIFE INDIA TRUSTEE LTD-A/C NIPPON INDIA SHORT TERM FUND	38	10000000.00
55	NIPPON LIFE INDIA TRUSTEE LTD-A/C NIPPON INDIA EQUITY HYBRID FUND	25	10000000.00
56	THE KANGRA CENTRAL CO-OP BANK LTD	25	10000000.00
57	THE PROVIDENT FUND TRUST FOR THE EMPLOYEES OF INDIAN OIL CORPORATION LTD (MD)	20	10000000.00
58	LUPIN LTD EMPLOYEES PROVIDENT FUND TRUST	8	10000000.00
59	OPGC LTD EPF TRUST	5	10000000.00
60	LA MARTINIERE PROVIDENT FUND	2	10000000.00
61	ICB LTD EMPLOYEES PROVIDENT FUND	2	10000000.00
62	LIFE INSURANCE CORPORATION OF INDIA	995	10000000.00
63	BOCHASANWASI SHRIAKSHARPURUSHOTTAM SWAMINARAYAN SANSTHA	250	1000000.00
64	UMA SINGH	1	1000000.00
65	SURINDER CHOUDHARY	1	1000000.00
66	HIMACHAL PRADESH STATE ELECTRICITY BOARD LIMITED GENERAL PROVIDENT FUND	50	1000000.00

67	KIRAN SHRINARAYAN PARKAR	1	1000000.00
68	AJAY PAL SINGH	1	1000000.00
69	PICO CAPITAL PRIVATE LIMITED	50	1000000.00
70	S PADMAJA .	1	1000000.00
71	AMRIT KASHYAP BORAH	1	1000000.00

**List of Foreign Institutional Investors as on 31.03.2023**

<b>NAME</b>	<b>SHARES</b>	<b>% OF HOLDING</b>
MORGAN STANLEY ASSET MANAGEMENT INC	6500	0.00
FLEDGELING NOMINEES INTL LTD	23000	0.00
GENERAL MOTORS EMPLOYEES	15000	0.00
JARDINE FLEMING INT'L MGT INC	9000	0.00
LAZARD BIRLA (I) INVST CO (MAURITIUS)LTD	21000	0.00
BARING PEACOCK FUND ( MAURITIUS ) LTD	21000	0.00
MORGAN STANLEY ASSET MANAGEMENT INC	3000	0.00
GOVT OF SINGAPORE INVST CORPN PVT LTD	13500	0.00
ILF MAURITIUS	5500	0.00
FOREIGN & COLONIAL EMERGING MARKETS LTD	22250	0.00
MORGAN STANLEY ASSET MANAGEMENT INC.	3000	0.00
GOVERNMENT OF SINGAPORE - E	1083958	0.05
LEGAL AND GENERAL ASSURANCE (PENSION MANAGEMENT) LIMITED	1814664	0.09
LOS ANGELES CITY EMPLOYEES RETIREMENT SYSTEM	343320	0.02
KUWAIT INVESTMENT AUTHORITY - FUND NO. 208	5636422	0.27
THE EMERGING MARKETS SERIES OF THE DFA INVESTMENT TRUST COMPANY	142671	0.01
THE EMERGING MARKETS SMALL CAP SERIES OF THE DFA INVESTMENT TRUST COMPANY	5370459	0.25
EMERGING MARKETS CORE EQUITY PORTFOLIO (THE PORTFOLIO) OF DFA INVESTMENT DIMENSI	15184107	0.72
MUNICIPAL EMPLOYEES ANNUITY AND BENEFIT FUND OF CHICAGO	125758	0.01
NIKKO ASSET MANAGEMENT (MAURITIUS) LTD	280000	0.01
EMERGING MARKETS SOCIAL CORE EQUITY PORTFOLIO OF DFA INVESTMENT DIMENSIONS GROUP	769827	0.04
PUBLIC EMPLOYEES RETIREMENT ASSOCIATION OF COLORADO	352853	0.02
NATIONAL RAILROAD RETIREMENT INVESTMENT TRUST	1212310	0.06
UTAH STATE RETIREMENT SYSTEMS	285890	0.01
CITY OF LOS ANGELES FIRE AND POLICE PENSION PLAN	422386	0.02
PGGM WORLD EQUITY B. V.	1019910	0.05
NORTHERN TRUST COMMON ALL COUNTRY WORLD EX-US INVESTABLE MARKET INDEX FUND-NON L	75138	0.00
PGGM WORLD EQUITY II B. V.	259631	0.01
DIMENSIONAL EMERGING MARKETS VALUE FUND	9464464	0.45
LSV EMERGING MARKETS SMALL CAP EQUITY FUND, LP	654400	0.03
LEGAL & GENERAL GLOBAL EMERGING MARKETS INDEX FUND	353205	0.02
OPSEU PENSION PLAN TRUST FUND	1990589	0.09
SUTTER HEALTH MASTER RETIREMENT TRUST	411860	0.02
IRISH LIFE ASSURANCE PLC	15322	0.00
INTERNATIONAL FINANCE CORPORATION	31453918	1.49
DFA AUSTRALIA LIMITED AS RESPONSIBLE ENTITY FOR DIMENSIONAL EMERGING MARKETS VAL	278223	0.01
THE STATE TEACHERS RETIREMENT SYSTEM OF OHIO	835293	0.04

FIDELITY FUNDS - ASIAN SMALLER COMPANIES POOL	6411412	0.30
WORLD EX U.S. TARGETED VALUE PORTFOLIO OF DFA INVESTMENT DIMENSIONS GROUP INC.	390779	0.02
WORLD EX U.S. CORE EQUITY PORTFOLIO OF DFA INVESTMENT DIMENSIONS GROUP INC.	595372	0.03
MISSOURI LOCAL GOVERNMENT EMPLOYEES RETIREMENT SYSTEM	160367	0.01
GOVERNMENT PENSION FUND GLOBAL	14656144	0.69
MORGAN STANLEY ASIA (SINGAPORE) PTE. - ODI	1108971	0.05
JOHN HANCOCK VARIABLE INSURANCE TRUST EMERGING MARKETS VALUE TRUST	191615	0.01
JOHN HANCOCK FUNDS II EMERGING MARKETS FUND	65594	0.00
QIC INTERNATIONAL EQUITIES FUND	104125	0.00
NORTHERN TRUST COLLECTIVE EMERGING MARKETS SMALL CAP INDEX FUND- NON LENDING	1512322	0.07
GENERAL ORGANIZATION FOR SOCIAL INSURANCE	3732777	0.18
ADVISORY RESEARCH EMERGING MARKETS OPPORTUNITIES FUND	267154	0.01
MIRAE ASSET INDIA SMALL-MID CAP FOCUS EQUITY MASTER INVESTMENT TRUST	3616233	0.17
DRZ EMERGING MARKETS, LP	1303213	0.06
FIDELITY SALEM STREET TRUST FIDELITY TOTAL INTERNATIONAL INDEX FUND	592783	0.03
FIDUCIAN INDIA FUND	857736	0.04
AMUNDI MODERATE GROWTH FUND	67350	0.00
VANGUARD INCOME FUND	31820	0.00
DELA DEPOSITARY & ASSET MANAGEMENT B.V. AS RESPONSIBLE ENTITY TO DELA EQUITY FUN	62690	0.00
MIRAE ASSET INDIA MID CAP EQUITY FUND	2786250	0.13
EMERGING MARKETS SUSTAINABILITY CORE 1 PORTFOLIO	455179	0.02
CITICORP TRUSTEE (SINGAPORE) LIMITED AS TRUSTEE OF AIA INVESTMENT TRUST - AIA SI	212274	0.01
FIDELITY COMMON CONTRACTUAL FUND II/FIDELITY ASIA PACIFIC EX-JAPAN EQUITY FUND	23479	0.00
FIDELITY COMMON CONTRACTUAL FUND II/FIDELITY GLOBAL EMERGING MARKETS EQUITY FUND	66105	0.00
OBERWEIS EMERGING MARKETS FUND	158600	0.01
THE BOEING COMPANY EMPLOYEE SAVINGS PLANS MASTER TRUST	188629	0.01
EMERGING MARKETS TARGETED VALUE PORTFOLIO	279886	0.01
WISDOMTREE INDIA INVESTMENT PORTFOLIO, INC.	2842762	0.13
WISDOMTREE EMERGING MARKETS EX-STATE-OWNED ENTERPRISES FUND	1084512	0.05
WISDOMTREE EMERGING MARKETS SMALLCAP DIVIDEND FUND	2358432	0.11
WISDOMTREE INDIA EX-STATE-OWNED ENTERPRISES FUND	12012	0.00
FIRST COMMERCIAL BANK IN ITS CAPACITY AS MASTER CUSTODIAN OF CAPITAL INDIA MEDIU	650000	0.03
ISHARES MSCI EM SMALL CAP UCITS ETF	447122	0.02
ISHARES CORE MSCI EM IMI UCITS ETF	3713941	0.18



MORGAN STANLEY INDIA INVESTMENT FUND, INC.	3628098	0.17
ISHARES IV PUBLIC LIMITED COMPANY- ISHARES MSCI EM IMI ESG SCREENED UCITS ETF	656935	0.03
ALLIANCEBERNSTEIN DELAWARE BUSINESS TRUST - ALLIANCEBERNSTEIN FUNDAMENTAL INTERN	765662	0.04
OMERS ADMINISTRATION CORPORATION - KMAMS (SADA)	3102068	0.15
MONETARY AUTHORITY OF SINGAPORE ACCOUNT 9	978690	0.05
IFC FINANCIAL INSTITUTIONS GROWTH FUND, LP	36696238	1.73
IFC EMERGING ASIA FUND, LP	36696238	1.73
SEGALL BRYANT & HAMILL EMERGING MARKETS FUND	43676	0.00
CITIGROUP GLOBAL MARKETS MAURITIUS PRIVATE LIMITED - ODI	94500	0.00
ISHARES MSCI INDIA SMALL-CAP ETF	1816693	0.09
ISHARES MSCI EMERGING MARKETS SMALL-CAP ETF	642150	0.03
ISHARES CORE MSCI EMERGING MARKETS ETF	15836448	0.75
BOFA SECURITIES EUROPE SA	1087	0.00
SPARTAN GROUP TRUST FOR EMPLOYEE BENEFIT PLANS SPARTAN TOTAL INTERNATIONAL INDEX	24906	0.00
GOLDMAN SACHS COLLECTIVE TRUST - EMERGING MARKETS EQUITY INSIGHTS FUND	103631	0.00
INDIA ADVANTAGE FUND LIMITED	98830	0.00
FIDELITY UCITS ICAV - FIDELITY SUSTAINABLE RESEARCH ENHANCED EMERGING MARKETS EQ	343674	0.02
DIMENSIONAL EMERGING CORE EQUITY MARKET ETF OF DIMENSIONAL ETF TRUST	2564370	0.12
INTERNATIONAL MONETARY FUND	404835	0.02
TEACHERS' RETIREMENT SYSTEM OF THE STATE OF ILLINOIS - ACADIAN ASSET MANAGEMENT	656043	0.03
ISHARES CORE MSCI TOTAL INTERNATIONAL STOCK ETF	2627371	0.12
FUTURE FUND BOARD OF GUARDIANS MANAGED BY ROBECO HONG KONG LIMITED	705593	0.03
WISDOMTREE ISSUER ICAV - WISDOMTREE EMERGING MARKETS EX-STATE-OWNED ENTERPRISES	1342	0.00
DWS INVEST ASIAN SMALL/MID CAP	939066	0.04
GOLDMAN SACHS FUNDS II - GOLDMAN SACHS MULTI-MANAGER EMERGING MARKETS EQUITY POR	93800	0.00
GOLDMAN SACHS FUNDS - GOLDMAN SACHS EMERGING MARKETS CORE (R) EQUITY PORTFOLIO	999204	0.05
SCOTTISH WIDOWS INVESTMENT SOLUTIONS FUNDS ICVC - FUNDAMENTAL LOW VOLATILITY IND	48485	0.00
DFA AUSTRALIA LIMITED AS RESPONSIBLE ENTITY FOR DIMENSIONAL EMERGING MARKETS SUS	64163	0.00
DIMENSIONAL WORLD EX U.S. CORE EQUITY 2 ETF OF DIMENSIONAL ETF TRUST	1221970	0.06
QIC LISTED EQUITIES FUND	423174	0.02
CALVERT WORLD VALUES FUND INC. - CALVERT EMERGING MARKETS ADVANCEMENT FUND	7629	0.00
EMERGING MARKETS EX CHINA CORE EQUITY PORTFOLIO OF DFA INVESTMENT DIMENSIONS GRO	333133	0.02
GOLDMAN SACHS FUNDS - GOLDMAN SACHS INDIA EQUITY PORTFOLIO	12163738	0.57

NORTHERN TRUST COLLECTIVE EMERGING MARKETS EX CHINA INVESTABLE MARKET INDEX FUND	62127	0.00
EMERGING MARKETS SUSTAINABILITY CORE EQUITY FUND OF DIMENSIONAL FUNDS PLC	85614	0.00
LSV INDIA EQUITY FUND, LP	78800	0.00
LORD ABBETT TRUST I - LORD ABBETT INTERNATIONAL GROWTH FUND	8570	0.00
LORD ABBETT TRUST I-LORD ABBETT EMERGING MARKETS EQUITY FUND	23738	0.00
AUSTRALIAN RETIREMENT TRUST MANAGED BY STATE STREET GLOBAL ADVISORS, AUSTRALIA L	26710	0.00
DIMENSIONAL EMERGING MARKETS VALUE ETF OF DIMENSIONAL ETF TRUST	569605	0.03
DIMENSIONAL EMERGING MARKETS CORE EQUITY 2 ETF OF DIMENSIONAL ETF TRUST	1863097	0.09
WELLINGTON TRUST COMPANY, NATIONAL ASSOCIATION MULTIPLE COMMON TRUST FUNDS TRUST	357400	0.02
MERCER QIF FUND PLC-MERCER INVESTMENT FUND 1	225738	0.01
FIDELITY COVINGTON TRUST: FIDELITY EMERGING MARKETS MULTIFACTOR ETF	32824	0.00
MERCER UCITS COMMON CONTRACTUAL FUND - NFU MUTUAL GLOBAL REGIONAL CORE FUND	151041	0.01
WORLD ALLOCATION 60/40 FUND OF DIMENSIONAL FUNDS PLC	109299	0.01
JOHN HANCOCK TRUST COMPANY COLLECTIVE INVESTMENT TRUST - JOHN HANCOCK EMERGING M	27487	0.00
MACKENZIE EMERGING MARKETS SMALL CAP MASTER FUND (CAYMAN) LP	355674	0.02
WISDOMTREE EMERGING MARKETS EX-CHINA FUND	2414	0.00
DIMENSIONAL EMERGING MARKETS SUSTAINABILITY CORE 1 ETF OF DIMENSIONAL ETF TRUST	90237	0.00
AUSTRALIAN RETIREMENT TRUST MANAGED BY STATE STREET GLOBAL ADVISORS, AUSTRALIA L	94348	0.00
ISHARES CORE MSCI EMERGING MARKETS IMI INDEX ETF	143289	0.01
WORLD SUSTAINABILITY EQUITY FUND OF DIMENSIONAL FUNDS PLC	6566	0.00
SEI INSTITUTIONAL INVESTMENTS TRUST WORLD EQUITY EX-US FUND MANAGED BY ACADIAN A	945928	0.04
STICHTING PENSIOENFONDS RAIL & OPENBAAR VERVOER	553870	0.03
INDIA INFRA EQUITY FUND	63000	0.00
KOTAK GLOBAL FUNDS	54523	0.00
BANK MUSCAT INDIA FUND	33351210	1.58
CUSTODY BANK OF JAPAN, LTD. STB DAIWA PREMIER INDIA EQUITY MOTHER FUND	293000	0.01
INDIA MIDCAP (MAURITIUS) LTD.	1319416	0.06
HSBC POOLED INVESTMENT FUND - HSBC POOLED ASIA PACIFIC EX JAPAN EQUITY INDEX TRA	272724	0.01
CLSA GLOBAL MARKETS PTE. LTD.	327017	0.02
SUNDARAM INDIA MIDCAP FUND	1025067	0.05
RIMCO INDIA LIMITED	1900000	0.09

PUBLIC EMPLOYEES RETIREMENT ASSOCIATION OF NEW MEXICO	144	0.00
THE MASTER TRUST BANK OF JAPAN, LTD. AS TRUSTEE OF FUJITSU PENSION FUND MUTB4000	26474	0.00
THE NORTH CAROLINA SUPPLEMENTAL RETIREMENT PLANS GROUP TRUST	353143	0.02
PREDIQUANT A3	59207	0.00
THE SULTANATE OF OMAN MINISTRY OF DEFENCE PENSION FUND	164005	0.01
HSBC GLOBAL INVESTMENT FUNDS - ASIA EX JAPAN EQUITY SMALLER COMPANIES	1489010	0.07
KOTAK FUNDS - INDIA MIDCAP FUND	28951825	1.37
HSBC POOLED INVESTMENT FUND - HSBC POOLED GLOBAL EQUITY FUND	486318	0.02
NIKKO AM ASIAN SMALL MID EQUITY FUND	67760	0.00
SEI INSTITUTIONAL INVESTMENTS TRUST - EMERGING MARKETS EQUITY FUND MANAGED BY JO	1123776	0.05
SIIT - WORLD SELECT EQUITY FUND	30114	0.00
ALLIANZ GLOBAL INVESTORS GMBH ACTING ON BEHALF OF ALLIANZ VKA FONDS	156040	0.01
BCT POOLED INVESTMENT FUND SERIES - SMART ASIAN EQUITY FUND	23938	0.00
SEI TRUST COMPANY AS TRUSTEE ON BEHALF OF SEGALL BRYANT AND HAMILL EMERGING MARK	58169	0.00
SEI TRUST COMPANY, AS TRUSTEE ON BEHALF OF ACADIAN GLOBAL SMALL CAP EQUITY CIT F	987545	0.05
INVESCO INDIA ETF	153631	0.01
ALLIANZ GLOBAL INVESTORS GMBH ACTING ON BEHALF OF ALLIANZ VGI 1 FONDS	40551	0.00
INVESCO S & P EMERGING MARKETS MOMENTUM ETF	7491	0.00
THE MASTER TRUST BANK OF JAPAN, LTD. AS TRUSTEE OF FUJITSU PENSION FUND MTBJ4000	27793	0.00
ALLIANZ GLOBAL INVESTORS GMBH ACTING ON BEHALF OF ALLIANZ VGL FONDS	658895	0.03
DSP GLOBAL FUNDS ICAV - DSP INDIA EQUITY FUND	145304	0.01
AIA INVESTMENT FUNDS - AIA INDIA EQUITY FUND	615740	0.03
CUSTODY BANK OF JAPAN, LTD. RE: SMTB AXA IM EMERGING SMALL CAP EQUITY MOTHER FUN	170617	0.01
ERS PUBLIC EQUITY EMERGING MANAGER II LP	167732	0.01
VANGUARD INVESTMENT SERIES PLC - VANGUARD ESG EMERGING MARKETS ALL CAP EQUITY IN	138771	0.01
HSBC ETFs PLC - HSBC ASIA PACIFIC EX JAPAN SUSTAINABLE EQUITY UCITS ETF	35346	0.00
HSBC ETFS PLC - HSBC EMERGING MARKET SUSTAINABLE EQUITY UCITS ETF	11996	0.00
REASSURE LIMITED	35340	0.00
HSBC INDEX TRACKER INVESTMENTS FUNDS FTSE ALL-WORLD INDEX FUND	89969	0.00
VANGUARD FUNDS PLC / VANGUARD ESG GLOBAL ALL CAP UCITS ETF	8697	0.00
GS INDIA EQUITY	308489	0.01

PUBLIC EMPLOYEES RETIREMENT SYSTEM OF OHIO	2149955	0.10
CC&L Q EMERGING MARKETS EQUITY UCITS FUND, A SUB-FUND OF CONNOR, CLARK & LUNN UC	1759	0.00
AMERICAN CENTURY ETF TRUST-AVANTIS EMERGING MARKETS VALUE ETF	347636	0.02
PIMCO EQUITY SERIES: PIMCO RAFI DYNAMIC MULTI-FACTOR EMERGING MARKETS EQUITY ETF	35145	0.00
SEI TRUST COMPANY, AS TRUSTEE ON BEHALF OF ACADIAN ALL COUNTRY WORLD EX US SMALL	163271	0.01
HSBC BANK PLC AS TRUSTEE OF STATE STREET AUT EMERGING MARKET SCREENED (EX CONTRO	375985	0.02
GALLUS AKTIEN EMERGING MARKETS AKTIV	17150	0.00
PGIM QUANT SOLUTIONS EMERGING MARKETS SMALL CAP EQUITY FUND OF THE PRUDENTIAL TR	21978	0.00
VANGUARD FUNDS PLC - VANGUARD ESG EMERGING MARKETS ALL CAP UCITS ETF	5704	0.00
HSBC ETFS PLC - HSBC MSCI EMERGING MARKETS SMALL CAP ESG UCITS ETF	131418	0.01
STICHTING RABOBANK PENSIOENFONDS MANAGED BY LGIM MANAGERS (EUROPE) LIMITED	165171	0.01
STICHTING RABOBANK PENSIOENFONDS MANAGED BY UBS FUND MANAGEMENT (LUXEMBOURG) S.A	171996	0.01
VANGUARD FUNDS PUBLIC LIMITED COMPANY - VANGUARD FTSE EMERGING MARKETS UCITS ETF	631249	0.03
VANGUARD FUNDS PUBLIC LIMITED COMPANY - VANGUARD FTSE ALL-WORLD UCITS ETF	251007	0.01
SEGALL BRYANT & HAMILL EMERGING MARKETS FUND, LP	36126	0.00
SEGALL BRYANT & HAMILL EMERGING MARKETS SMALL CAP FUND, LP	9158	0.00
FUNDPARTNER SOLUTIONS (SUISSE) SA - MIGROS-PENSIONS KASSE FONDS - AKTIEN WELT	2626210	0.12
FUNDPARTNER SOLUTIONS (SUISSE) S.A.-RP - FONDS INSTITUTIONNEL - ACTIONS MARCHES	273587	0.01
AL MEHWAR COMMERCIAL INVESTMENTS L.L.C. - (NOOSA)	5667801	0.27
CAISSE DE DEPOT ET PLACEMENT DU QUEBEC	250750	0.01
CALIFORNIA STATE TEACHERS RETIREMENT SYSTEM - AQR CAPITAL MANAGEMENT, LLC 1	1450513	0.07
SPDR S AND P EMERGING ASIA PACIFIC ETF	143281	0.01
SPDR PORTFOLIO EMERGING MARKETS ETF	552239	0.03
STATE STREET GLOBAL SMALL CAP EQUITY EX-U.S. INDEX NON-LENDING SERIES FUND	3154448	0.15
STATE STREET MSCI ACWI EX USA IMI SCREENED NON-LENDING COMMON TRUST FUND	40951	0.00
STATE STREET MSCI EMERGING MARKETS SMALL CAP INDEX NON-LENDING COMMON TRUST FUND	511833	0.02
STATE STREET MSCI EMERGING MARKETS SMALL CAP INDEX SECURITIES LENDING FUND	630459	0.03
WASHINGTON STATE INVESTMENT BOARD MANAGED BY STATE STREET GLOBAL ADVISORS GUARAN	14451	0.00
TEACHER RETIREMENT SYSTEM OF TEXAS - SELF MANAGED 11	634390	0.03

TEACHER RETIREMENT SYSTEM OF TEXAS - SELF MANAGED 4	9606206	0.45
CITY OF NEW YORK GROUP TRUST	3897457	0.18
CALIFORNIA PUBLIC EMPLOYEES' RETIREMENT SYSTEM	2968393	0.14
ALASKA PERMANENT FUND	818732	0.04
BLACKROCK GLOBAL FUNDS-SYSTEMATIC GLOBAL SMALLCAP FUND	70881	0.00
LORD ABBETT SECURITIES TRUST - LORD ABBETT INTERNATIONAL OPPORTUNITIES FUND	1989616	0.09
VANGUARD FTSE ALL-WORLD EX-US INDEX FUND, A SERIES OF VANGUARD INTERNATIONAL EQU	3140072	0.15
ACADIAN EMERGING MARKETS EQUITY UCITS	184685	0.01
SA EMERGING MARKETS VALUE FUND	161831	0.01
MANAGED PENSION FUNDS LIMITED	1212264	0.06
VANGUARD TOTAL WORLD STOCK INDEX FUND	866051	0.04
COLLEGE RETIREMENT EQUITIES FUND - STOCK ACCOUNT	1733697	0.08
COMMONWEALTH OF PENNSYLVANIA PUBLIC SCHOOL EMPLOYEES RETIREMENT SYSTEM/GE328-ACA	1365332	0.06
NBI DIVERSIFIED EMERGING MARKETS EQUITY FUND	441765	0.02
GREATER INDIA PORTFOLIO	1320731	0.06
ACADIAN EMERGING MARKETS EQUITY FUND	268006	0.01
SCHWAB EMERGING MARKETS EQUITY ETF	2189604	0.10
UPS GROUP TRUST	38531	0.00
THE UNIVERSITY OF TEXAS SYSTEM-ACADIAN ASSET MANAGEMENT	136462	0.01
OREGON PUBLIC EMPLOYEES RETIREMENT SYSTEM MANAGED THROUGH ACADIAN ASSET MANAGEME	432217	0.02
FIRST COMMERCIAL BANK, LTD. IN ITS CAPACITY AS MASTER CUSTODIAN OF KGI EMERGING	100000	0.00
EMERGING MARKETS TARGETED VALUE FUND OF THE DIMENSIONAL FUNDS II PUBLIC LIMITED	462875	0.02
EMERGING MARKETS VALUE FUND OF DIMENSIONAL FUNDS PLC	1025912	0.05
BNYM MELLON DB SL ACWI EX-U.S. SMALL CAP FUND	89093	0.00
BLACKROCK AQUILA EMERGING MARKETS FUND	27677	0.00
ACADIAN EMERGING MARKETS SMALL CAP EQUITY FUND LLC	6888006	0.33
PENSION RESERVES INVESTMENT TRUST FUND - ACADIAN	604816	0.03
SSGA SPDR ETFs EUROPE I PUBLIC LIMITED COMPANY - SPDR MSCI EMERGING MARKETS SMAL	304026	0.01
PEOPLE'S BANK OF CHINA	177243	0.01
RUSSELL INVESTMENT COMPANY PLC - ACADIAN EMERGING MARKETS EQUITY UCITS II	1401280	0.07
LORD ABBETT SECURITIES TRUST- LORD ABBETT INTERNATIONAL VALUE FUND	2158147	0.10
DIMENSIONAL FUNDS PLC - MULTI-FACTOR EQUITY FUND	200254	0.01
STATE STREET GLOBAL ALL CAP EQUITY EX-US INDEX PORTFOLIO	246452	0.01
MACKENZIE EMERGING MARKETS OPPORTUNITIES FUND	68651	0.00
VIRGINIA RETIREMENT SYSTEM	321832	0.02

FLORIDA RETIREMENT SYSTEM - AQR CAPITAL MANAGEMENT, LLC	494892	0.02
STATE STREET IRELAND UNIT TRUST STATE STREET IUT EMERGING MARKET EQUITY INDEX FU	19110	0.00
ABITL MULTI-ASSET UMBRELLA FUND-ASIA PACIFIC MULTI-ASSET FUND	223379	0.01
PIMCO EQUITY SERIES : PIMCO RAE EMERGING MARKETS FUND	324206	0.02
PIMCO RAE FUNDAMENTAL EMERGING MARKETS FUND LLC	177787	0.01
MACKENZIE MAXIMUM DIVERSIFICATION EMERGING MARKETS INDEX ETF	16021	0.00
BLACKROCK COLLECTIVE INVESTMENT FUNDS - ISHARES EMERGING MARKETS EQUITY INDEX FU	986819	0.05
BERNSTEIN FUND, INC. - INTERNATIONAL SMALL CAP PORTFOLIO	3370830	0.16
BMO INVESTMENTS II (IRELAND) PUBLIC LIMITED COMPANY - BMO LGM GLOBAL EMERGING MA	1665517	0.08
GMO GLOBAL REAL RETURN (UCITS) FUND, A SUB-FUND OF GMO FUNDS PLC	13361	0.00
THE REGENTS OF THE UNIVERSITY OF CALIFORNIA - STATE STREET GLOBAL ADVISORS	1768909	0.08
FRANKLIN TEMPLETON ETF TRUST - FRANKLIN FTSE INDIA ETF	157032	0.01
FRANKLIN TEMPLETON ETF TRUST - FRANKLIN FTSE ASIA EX JAPAN ETF	6573	0.00
CF DV ACWI EX-U.S. IMI FUND	8364	0.00
VANGUARD INVESTMENTS FUNDS ICVC-VANGUARD FTSE GLOBAL ALL CAP INDEX FUND	96996	0.00
IOWA PUBLIC EMPLOYEES' RETIREMENT SYSTEM - UBS ASSET MANAGEMENT (AMERICAS) INC	86599	0.00
MANAGED PENSION FUNDS LIMITED - FUNDAMENTAL INDEX GLOBAL EQUITY SUB-FUND	60009	0.00
EMERGING MARKETS CORE EQUITY FUND OF DIMENSIONAL FUNDS ICVC	696951	0.03
PGIM FUNDS PLC - PGIM QUANT SOLUTIONS EMERGING MARKETS ALL-CAP EQUITY FUND	6000	0.00
MACKENZIE EMERGING MARKETS SMALL CAP FUND	312482	0.01
MACKENZIE EMERGING MARKETS FUND	1122297	0.05
FRANKLIN LIBERTYSHARES ICAV - FRANKLIN FTSE INDIA UCITS ETF	342160	0.02
MACKENZIE EMERGING MARKETS LARGE CAP FUND	386360	0.02
AMERICAN CENTURY ETF TRUST-AVANTIS EMERGING MARKETS EQUITY ETF	1966577	0.09
FLORIDA RETIREMENT SYSTEM - WELLINGTON MANAGEMENT COMPANY LLP	817600	0.04
AMERICAN CENTURY ETF TRUST - AVANTIS EMERGING MARKETS EQUITY FUND	223489	0.01
STATE STREET GLOBAL ADVISORS, AUSTRALIA SERVICES LIMITED AS THE RESPONSIBLE ENTI	4894	0.00

BRIDGEWAY EMERGING MARKETS SMALL CAP FUND (MASTER), LTD	19418	0.00
GOLDMAN SACHS TRUST - GOLDMAN SACHS EMERGING MARKETS EQUITY INSIGHTS FUND	1129838	0.05
ULLICO DIVERSIFIED INTERNATIONAL EQUITY FUND, L.P.	63644	0.00
STATE OF WISCONSIN INVESTMENT BOARD - ALLIANCE BERNSTEIN L.P.	8377439	0.40
NEW YORK STATE TEACHERS RETIREMENT SYSTEM-MANAGED BY GOLDMAN SACHS ASSET MANAGEM	589092	0.03
IPROFILE EMERGING MARKETS PRIVATE POOL MANAGED BY MACKENZIE FINANCIAL CORPORATIO	468317	0.02
SBM INDIA FUND	34150	0.00
INDIA MAX INVESTMENT FUND LIMITED	10000	0.00
AVIATOR EMERGING MARKET FUND	43000	0.00
GOLDMAN SACHS INVESTMENTS (MAURITIUS) I LTD	76618	0.00
RISING INDIA FOCUS FUND LIMITED	940000	0.04
INDIA OPPORTUNITIES GROWTH FUND LTD - PINWOOD STRATEGY	7928	0.00
STEINBERG INDIA EMERGING OPPORTUNITIES FUND LIMITED	5500000	0.26
GOLDMAN SACHS (SINGAPORE) PTE	27495	0.00
UBS FUND MANAGEMENT (SWITZERLAND) AG ON BEHALF OF SIHL INSTITUTIONAL FUND - AKTI	7898	0.00
INDIA PREMIUM FUND	13832	0.00
ERISKA INVESTMENT FUND LTD	32000	0.00
ARTICO SICAV - ARTICO SUSTAINABLE GLOBAL SMALL CAP	22229	0.00
ARTICO SICAV - ARTICO SUSTAINABLE EMERGING MARKETS	84858	0.00
ABSL UMBRELLA UCITS FUND PLC - INDIA FRONTLINE EQUITY FUND	1094558	0.05
ABSL UMBRELLA UCITS FUND PLC - INDIA QUALITY ADVANTAGE FUND	180326	0.01
DFA INTERNATIONAL VECTOR EQUITY FUND	153486	0.01
DFA INTERNATIONAL CORE EQUITY FUND	285195	0.01
GOLDMAN SACHS (SINGAPORE) PTE. - ODI	1904659	0.09
DFA GLOBAL SUSTAINABILITY CORE EQUITY FUND	16478	0.00
BNP PARIBAS TRUST SERVICES SINGAPORE LIMITED AS TRUSTEE OF NIKKO AM SHENTON EMER	160015	0.01
BNP PARIBAS ARBITRAGE	22803	0.00
BNP PARIBAS ARBITRAGE - ODI	2162426	0.10
PREMIER INVESTMENT FUND LIMITED	323000	0.02
PROUTY INDIA FUND LIMITED	100000	0.00
ICG Q LIMITED	6014380	0.28
KOTAK INFINITY FUND - CLASS AC	460843	0.02
INDIA CAPITAL GROWTH FUND LIMITED	1195000	0.06
DOVETAIL INDIA FUND CLASS 5 SHARES	8000	0.00
COPTHALL MAURITIUS INVESTMENT LIMITED - ODI ACCOUNT	573527	0.03
FIDELITY ASIAN VALUES PLC	2677604	0.13
VANGUARD TOTAL INTERNATIONAL STOCK INDEX FUND	20587247	0.97
FRANKLIN TEMPLETON INVESTMENT FUNDS	8822875	0.42

TEMPLETON GLOBAL INVESTMENT TRUST - TEMPLETON EMERGING MARKETS SMALL CAP FUND	7342885	0.35
NEW YORK STATE COMMON RETIREMENT FUND	774955	0.04
ABU DHABI INVESTMENT AUTHORITY - MONSOON	3389864	0.16
JPMORGAN CHASE RETIREMENT PLAN	237355	0.01
ISHARES EMERGING MARKETS IMI EQUITY INDEX FUND	46340	0.00
STICHTING SHELL PENSIOENFONDS	181000	0.01
SHELL PENSIONS TRUST LIMITED AS TRUSTEE OF THE SHELL CONTRIBUTORY PENSION FUND	71165	0.00
BUMA-UNIVERSAL-FONDS I	1405169	0.07
MORGAN STANLEY INVESTMENT FUNDS SUSTAINABLE ASIA EQUITY FUND	75144	0.00
FLEXSHARES MORNINGSTAR EMERGING MARKETS FACTOR TILT INDEX FUND	30426	0.00
TEACHERS RETIREMENT SYSTEM OF THE CITY OF NEW YORK	337034	0.02
VANGUARD ASIA EX JAPAN SHARES INDEX FUND	53149	0.00
ALLIANZ GLOBAL INVESTORS GMBH ACTING ON BEHALF OF ALLIANZGI-FONDS DSPT	75701	0.00
BVK PERSONALVORSORGE DES KANTONS ZURICH	481916	0.02
ABU DHABI INVESTMENT AUTHORITY - XENON	8077	0.00
PUB EQUITIES EMERGING MARKETS 1	94832	0.00
MORGAN STANLEY INVESTMENT FUNDS INDIAN EQUITY FUND	1116890	0.05
UBS ASSET MANAGEMENT LIFE LTD	81594	0.00
VANGUARD EMERGING MARKETS STOCK INDEX FUND, A SERIES OF VANGUARD INTERNATIONAL E	21992916	1.04
EMERGING MARKETS SMALL CAPITALIZATION EQUITY INDEX FUND B	284495	0.01
EMERGING MARKETS SMALL CAPITALIZATION EQUITY INDEX NON-LENDABLE FUND	5161838	0.24
ROBEQO QI INSTITUTIONAL EMERGING MARKETS ENHANCED INDEX EQUITIES FUND	258647	0.01
GLOBAL EX-US ALPHA TILTS FUND	1269	0.00
EMERGING MARKETS SMALL CAPITALIZATION EQUITY INDEX FUND	3355751	0.16
ROBEQO CAPITAL GROWTH FUNDS	24966	0.00
LAERERNES PENSION FORSIKRINGSAKTIESELSKAB	173395	0.01
EMERGING MARKETS ALPHA TILTS-ENHANCED FUND	1346400	0.06
VANGUARD ESG INTERNATIONAL STOCK ETF	224781	0.01
VANGUARD FIDUCIARY TRUST COMPANY INSTITUTIONAL TOTAL INTERNATIONAL STOCK MARKET	1332873	0.06
CDN ACWI ALPHA TILTS FUND	17917	0.00
FRANKLIN TEMPLETON INVESTMENT FUNDS - TEMPLETON EMERGING MARKETS SMALLER COMPANI	4794014	0.23
FRANKLIN TEMPLETON INVESTMENT FUNDS - TEMPLETON ASIAN SMALLER COMPANIES FUND	13057895	0.62
COPTHALL MAURITIUS INVESTMENT LIMITED - NON ODI ACCOUNT	275242	0.01
VANGUARD FIDUCIARY TRUST COMPANY INSTITUTIONAL TOTAL INTERNATIONAL STOCK MARKET	9470752	0.45



UNIVERSAL - INVESTMENT - GESELLSCHAFT MBH ON BEHALF OF FOVERUKA PENSION UNIVERSA	93863	0.00
AQR EMERGING SMALL CAP EQUITY FUND, L.P.	113995	0.01
BUREAU OF LABOR FUNDS- LABOR PENSION FUND-GLOBAL EQUITY FUNDAMENTAL INDEXATION-B	81009	0.00
BUREAU OF LABOR FUNDS- LABOR PENSION FUND-GLOBAL EQUITY FUNDAMENTAL INDEXATION-S	35850	0.00
BUREAU OF LABOR FUNDS- LABOR RETIREMENT FUND-GLOBAL EQUITY FUNDAMENTAL INDEXATIO	17510	0.00
BUREAU OF LABOR FUNDS- LABOR RETIREMENT FUND-GLOBAL EQUITY FUNDAMENTAL INDEXATIO	13903	0.00
BUREAU OF LABOR FUNDS- LABOR RETIREMENT FUND-GLOBAL EQUITY FUNDAMENTAL INDEXATIO	24431	0.00
BLACKROCK FUNDS I ICAV-BLACKROCK ADVANTAGE EMERGING MARKETS EQUITY FUND	14338	0.00
STM MALTA TRUST & COMPANY MANAGEMENT LIMITED	2100	0.00
SHILVY ADRIANA EDDY WIJAYA	1396	0.00
VARANIUM INDIA OPPORTUNITY LTD	16472	0.00
SOCIETE GENERALE	450950	0.02
SOCIETE GENERALE - ODI	953061	0.05

**DETAILS OF PENALTIES / PUNISHMENT IMPOSED ON COMPANY/DIRECTORS /OFFICERS (BY REGULATORS OTHER THAN MCA)**

<b>Name of the company/ directors/ officers</b>	<b>Name of the court/ concerned Authority</b>	<b>Date of Order</b>	<b>Name of the Act and section under which penalised / punished</b>	<b>Details of penalty/ punishment</b>	<b>Details of appeal (if any) including present status</b>
The Federal Bank Ltd.	RBI	08-07-2022	Provisions of section 47 A (1) (c) read with section 46 (4) (i) of the Banking Regulation Act, 1949.	RBI imposed a monetary penalty of <b>INR 5,72,00,000</b> (Rupees Five crore and seventy-two Lakh only) on the Bank for non-adherence with the provisions of 'Reserve Bank of India (Financial Services provided by Banks) Directions, 2016' to the extent, the Bank did not ensure that no incentive (cash or non-cash) was paid to its staff engaged in insurance broking/corporate agency services by the insurance company	NA
The Federal Bank Ltd.	RBI	30-03-2023 29-03-2023 24-03-2023 22-03-2023 17-03-2023 10-03-2023 20-02-2023 13-02-2023 09-02-2023 08-02-2023 25-01-2023 11-01-2023 26-12-2022 22-12-2022 09-12-2022 08-12-2022 07-12-2022 25-11-2022 15-11-2022 10-11-2022 08-11-2022 07-11-2022 03-11-2022 26-10-2022 14-10-2022 13-10-2022 12-10-2022 07-10-2022	Provisions of RBI letter DCM (RMMT) No. S153/11.01.01/2021-22 dated August 10, 2021	Issue Department, Reserve Bank of India ('RBI') has levied penalties amounted to <b>INR 58,10,000/-</b> (Rupees Fifty Eight Lakh Ten Thousand only) on the Bank for non-adherence with the provisions of RBI Master Circular RBI/2021 22/84 DCM (RMMT) No.S153/11.01.01/2021-22 August 10, 2021 to the extent, due to non-replenishment of cash in ATMs coming under various jurisdictions for the FY 2022-23 which has been paid by the Bank on various dates.	RBI has considered the Bank's request for waiver and refunded INR 90,000/- during May 2023.

DETAILS OF PENALTIES / PUNISHMENT IMPOSED ON COMPANY/DIRECTORS /OFFICERS (BY REGULATORS OTHER THAN MCA)

		20-09-2022 14-09-2022 07-09-2022 06-09-2022 05-09-2022 02-09-2022 22-08-2022 17-08-2022 10-08-2022 04-08-2022 29-07-2022 28-07-2022 27-07-2022 26-07-2022 19-07-2022 15-07-2022 14-07-2022 12-07-2022 07-07-2022 06-07-2022 01-07-2022 23-06-2022 13-06-2022 10-06-2022 03-06-2022 01-06-2022 30-05-2022 25-05-2022 18-05-2022 13-05-2022 12-05-2022 11-05-2022 29-04-2022 28-04-2022 22-04-2022			
The Federal Bank Ltd.	RBI	23-02-2023, 13-12-2022, 12-01-2023 21-03-2023	Para 2(v) of RBI Master Circular DCM (CC) No. G-5/03.44.01/ 2022-23 dated April 01, 2022	Issue Department, Reserve Bank of India has levied penalties amounted to <b>INR 55,000/-</b> (Rupees Fifty Five Thousand only) on the Bank for non-adherence with the provisions of Para 2(v) of RBI Master Circular DCM (CC) No. G-5/03.44.01/ 2022-23 dated April 01, 2022 to the extent, for discrepancies observed during Incognito Visit to Guwahati / Silpukhuri, Jaipur / Malviya Nagar, Kundara, Ernakulam Marine Drive and Coimbatore Main Branch	NA

**DETAILS OF PENALTIES / PUNISHMENT IMPOSED ON COMPANY/DIRECTORS  
/OFFICERS (BY REGULATORS OTHER THAN MCA)**

				which has been paid by the Bank on various dates.	
The Federal Bank Ltd.	Enforcement Directorate	13-02-2023	Section 13 (1) of the Foreign Exchange Management Act, 1999	Enforcement Directorate has issued Show Cause Notice vide letter dated 26-09-2022 for contravention of Section 6(3)(f) of FEMA, 1999, read with FEM(Deposit) Regulations, 2000 and FEM(Deposit) Regulations, 2016. In response to the Notice, Bank has furnished the details sought for and personal hearing was also held with ED. Later, in exercise of the powers conferred under Section 13 (1) of the Foreign Exchange Management Act, 1999, ED has imposed a penalty of <b>INR 8,17,000/-</b> vide order dated 13-02-2023 for contraventions of the above-mentioned Regulations.	NA
The Federal Bank Ltd.	NSE	27-09-2022	Regulation 52 (7) / (7A) of SEBI (LODR)	Bank had received a notice from NSE regarding non-submission of statement within the stipulated timeline indicating the utilisation of issue proceeds/ material deviation in the use of proceed as required under regulation 52 (7) / (7A) of SEBI (LODR) for the quarter ended March 31, 2022. The Penalty of ` 10,620/- (Incl. 18% GST) was levied by NSE in this regard which has been paid by the Bank on March 17, 2023 as the waiver request placed with the Exchange has been rejected.	Waiver request was rejected.
The Federal Bank Ltd.	RBI	24-05-2022, 25-07-2022, 28-07-2022, 18-08-2022, 06-10-2022, 10-10-2022, 12-10-2022, 28-10-2022, 02-11-2022, 21-11-2022, 05-12-2022, 16-01-2023,	Section 35A of BR Act 1949	RBI has levied Penalties amounted to <b>INR 3,07,400/-</b> on Currency Chests for the FY 2022-23 on account of error in the count/rare instances of mixed bundles of mutilated notes, forged notes, soiled notes etc and other deficiencies observed during inspection of Federal Bank Currency Chests and discrepancies detected in CVPS during processing of Soiled Note Remittances	NA

DETAILS OF PENALTIES / PUNISHMENT IMPOSED ON COMPANY/DIRECTORS /OFFICERS (BY REGULATORS OTHER THAN MCA)

		14-02-2023, 02-03-2023			
The Federal Bank Ltd.	Inspecting Officer, Office of Shop & Establishment, Vasai Virar Municipal Corporation	22-06-2022	Maharashtra Shops & Establishments Act, 2017	Inspecting Officer, Office of Shop & Establishment, Vasai Virar Municipal Corporation, Virar, imposed a penalty of <b>INR 5000/-</b> on Virar Branch of the Bank mentioning the following irregularities/observations: (i) Shop & Establishment License in the name of Virar branch is not available and (ii) The Font of Marathi letters in Bank's Signboard is similar to English Letter. Bank's Name in Marathi language should be displayed first in the Bank's Signboard. The penalty was paid by the Bank on March 21, 2023.	NA